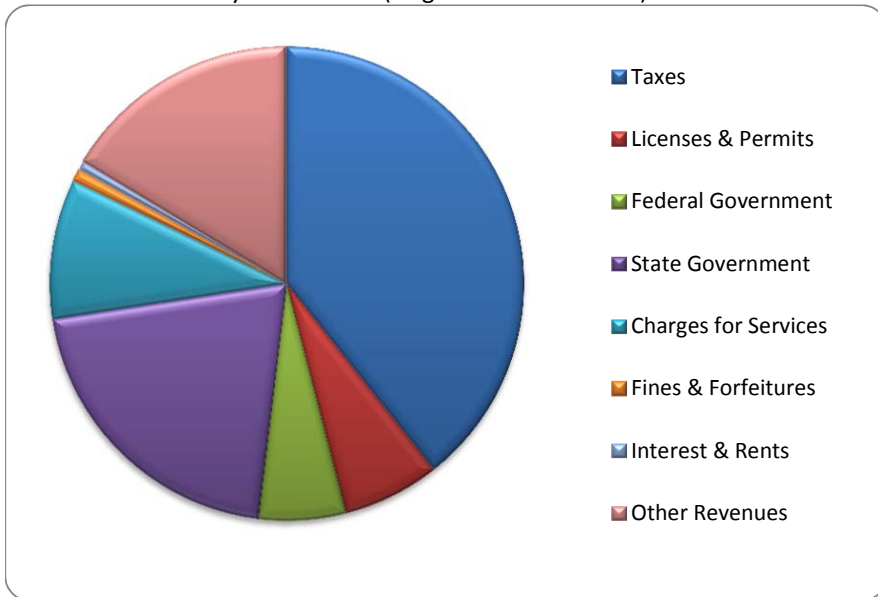


**CITIZEN'S GUIDE TO LOCAL UNIT FINANCES - County of Lenawee (46)**

**REVENUES**

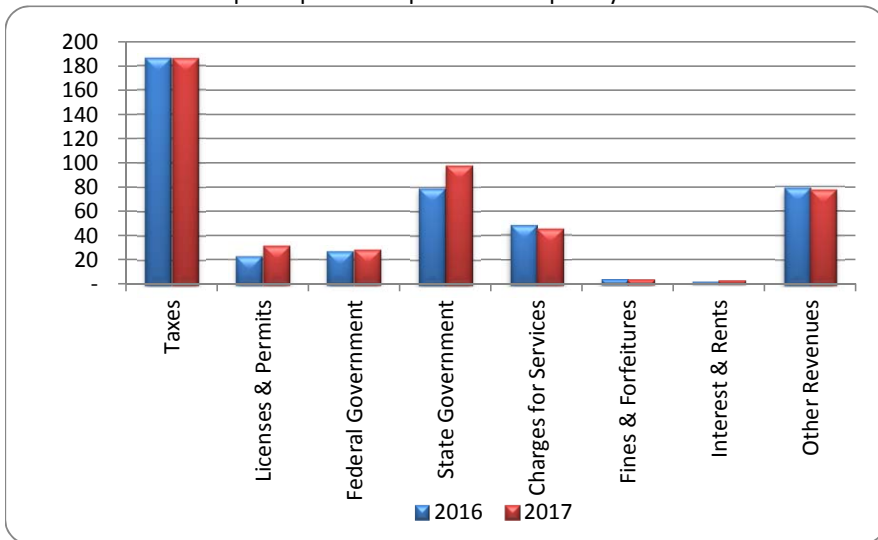
**1. Where our money comes from (all governmental funds)**



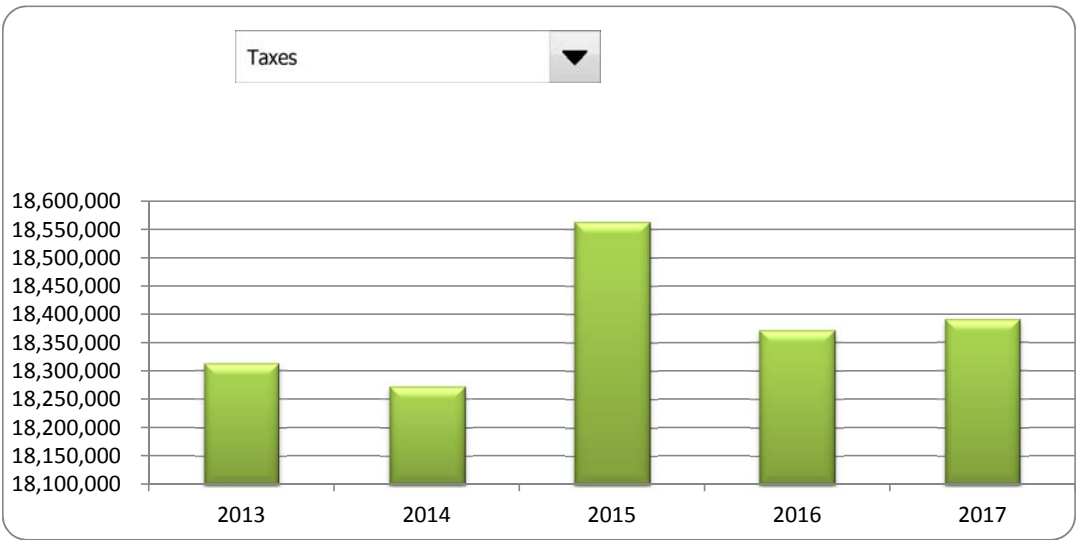
**2. Compared to the prior year**

	2016	2017	% change
Taxes	\$ 18,372,142	\$ 18,390,584	0.10%
Licenses & Permits	2,249,672	3,088,559	37.29%
Federal Government	2,650,239	2,781,571	4.96%
State Government	7,816,464	9,656,628	23.54%
Local Contributions	-	-	N/A
Charges for Services	4,764,370	4,465,107	-6.28%
Fines & Forfeitures	436,263	402,236	-7.80%
Interest & Rents	173,955	281,154	61.62%
Other Revenues	7,805,066	7,657,372	-1.89%
<b>Total Revenues</b>	<b>\$ 44,268,171</b>	<b>\$ 46,723,211</b>	<b>5.55%</b>

**3. Revenue sources per capita - compared to the prior year**



**4. Historical trends of individual sources**



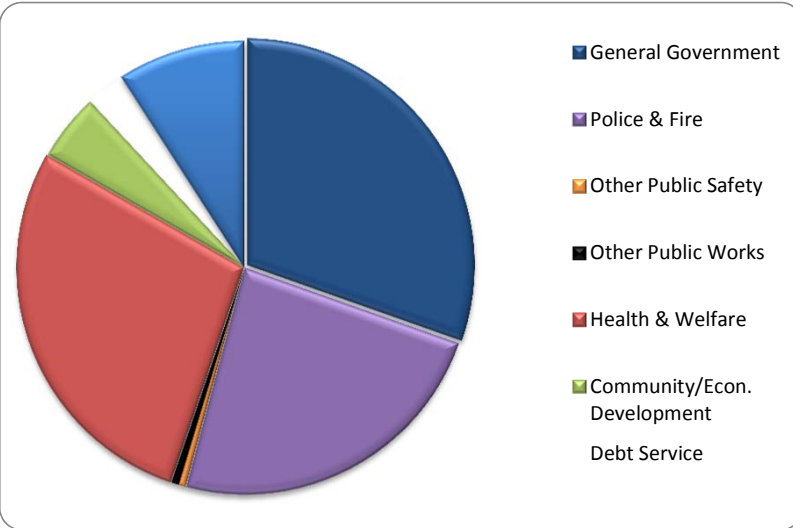
**Commentary:**

For more information on our unit's finances, contact Lenawee County Administrator at (517) 264-4508.

**CITIZEN'S GUIDE TO LOCAL UNIT FINANCES - County of Lenawee (46)**

**EXPENDITURES**

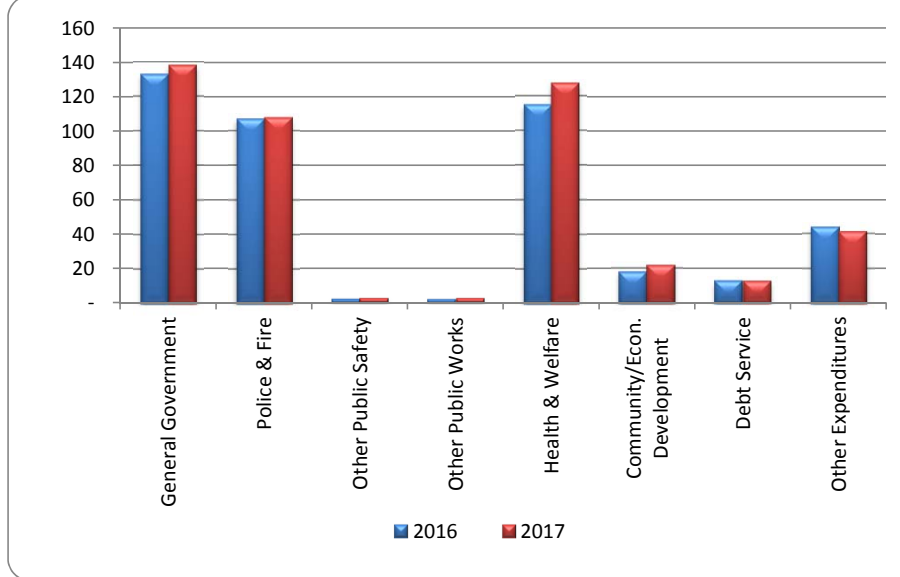
**1. Where we spend our money (all governmental funds)**



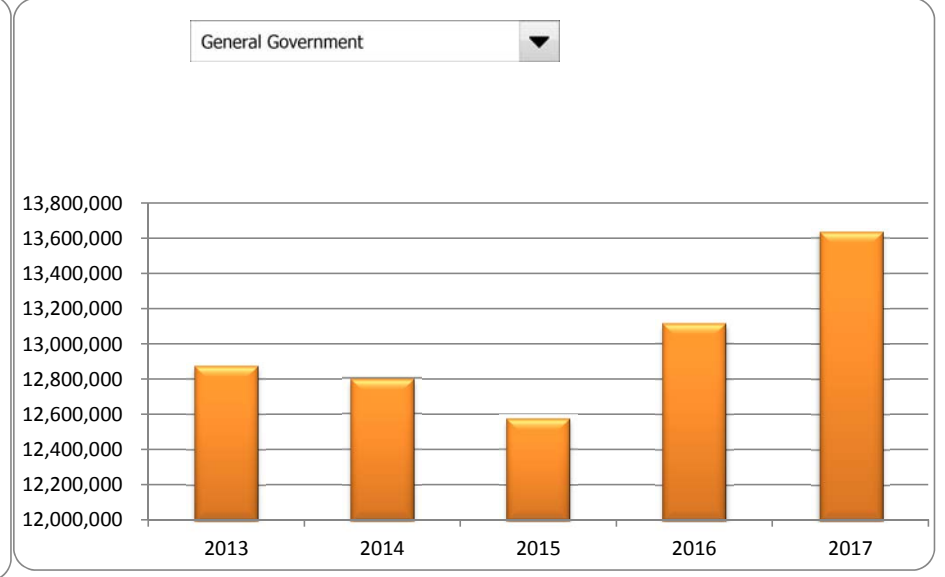
**2. Compared to the prior year**

	<u>2016</u>	<u>2017</u>	<u>% change</u>
General Government	\$ 13,116,263	\$ 13,638,059	3.98%
Police & Fire	10,550,311	10,642,628	0.88%
Other Public Safety	208,923	240,719	15.22%
Roads	-	-	N/A
Other Public Works	196,521	245,355	24.85%
Health & Welfare	11,344,254	12,585,208	10.94%
Community/Econ. Development	1,789,669	2,153,919	20.35%
Recreation & Culture	59,675	-	-100.00%
Capital Outlay	506,332	-	-100.00%
Debt Service	1,279,032	1,260,454	-1.45%
Other Expenditures	4,328,781	4,079,889	-5.75%
<b>Total Expenditures</b>	<b>\$ 43,379,761</b>	<b>\$ 44,846,231</b>	<b>3.38%</b>

**3. Spending per capita - compared to the prior year**



**4. Historical trends of individual departments:**



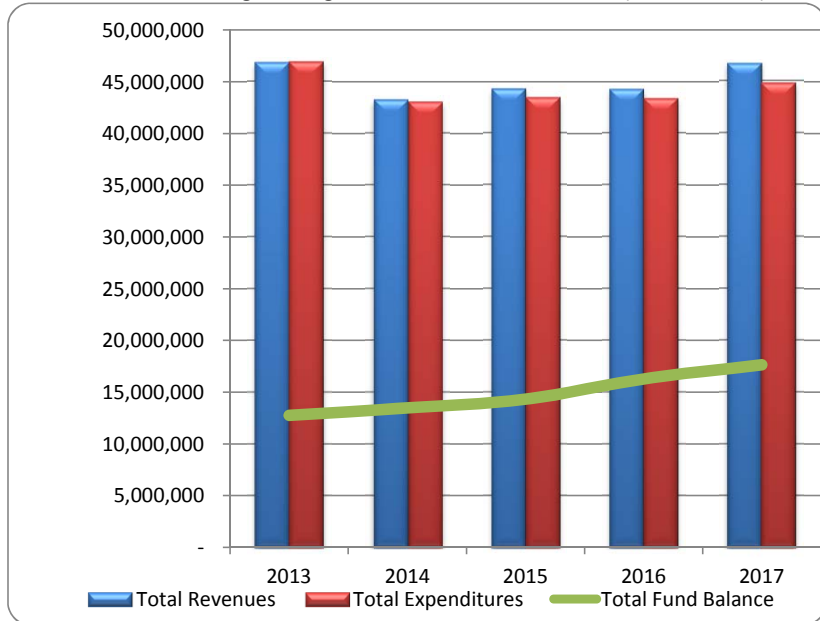
**Commentary:**

For more information on our unit's finances, contact Lenawee County Administrator at (517) 264-4508.

**CITIZEN'S GUIDE TO LOCAL UNIT FINANCES - County of Lenawee (46)**

**FINANCIAL POSITION**

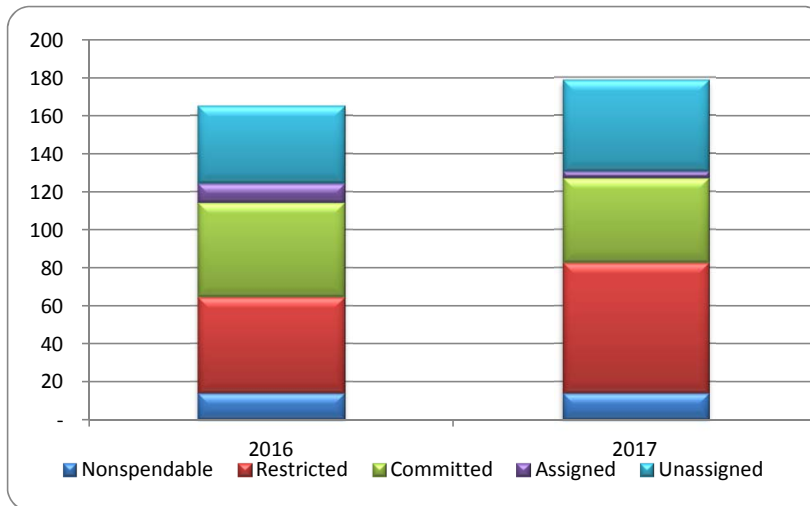
1. How have we managed our governmental fund resources (fund balance)?



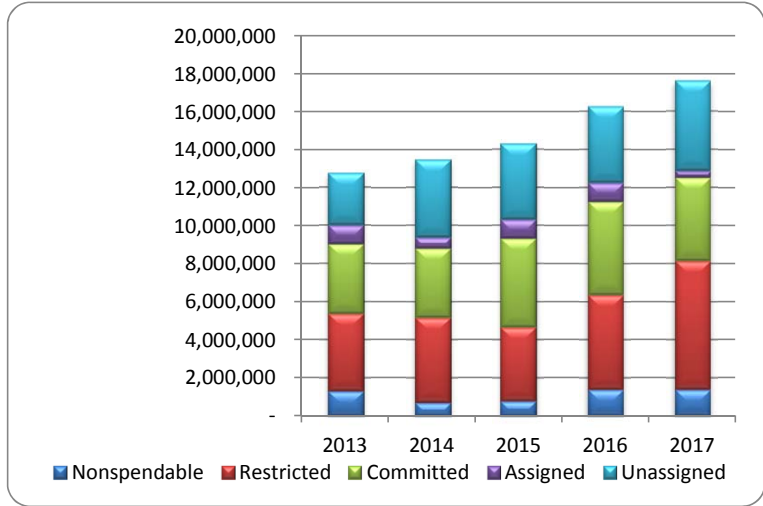
2. Compared to the prior year

	2016	2017	% change
Revenue	44,268,171	46,723,211	5.55%
Expenditures	43,379,761	44,846,231	3.38%
Surplus (shortfall)	888,410	1,876,980	111.27%
Fund balance, by component:			
Nonspendable	1,397,764	1,400,403	0.19%
Restricted	4,970,243	6,763,170	36.07%
Committed	4,907,641	4,380,478	-10.74%
Assigned	1,000,000	357,405	-64.26%
Unassigned	4,008,036	4,738,390	18.22%
<b>Total Fund Balance</b>	<b>16,283,684</b>	<b>17,639,846</b>	<b>8.33%</b>

3. Fund balance per capita - compared to the prior year



4. Historical trends of individual components

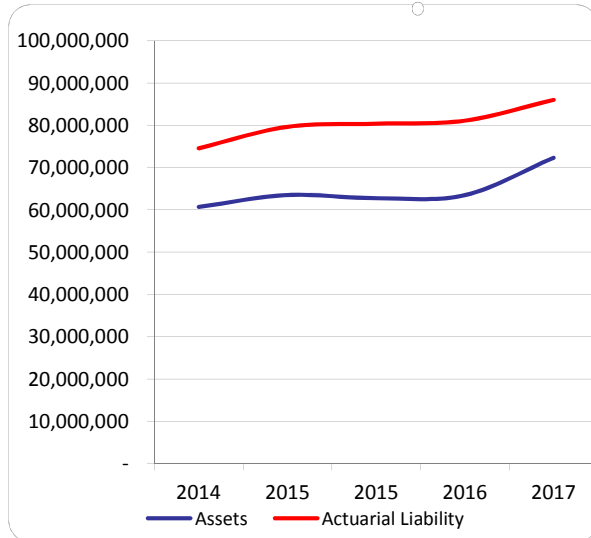


Commentary:

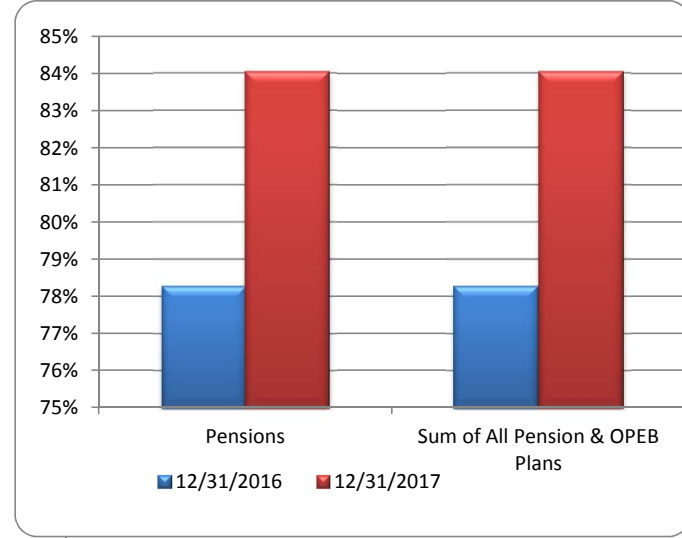
**CITIZEN'S GUIDE TO LOCAL UNIT FINANCES - County of Lenawee (46)**

**OTHER LONG TERM OBLIGATIONS**

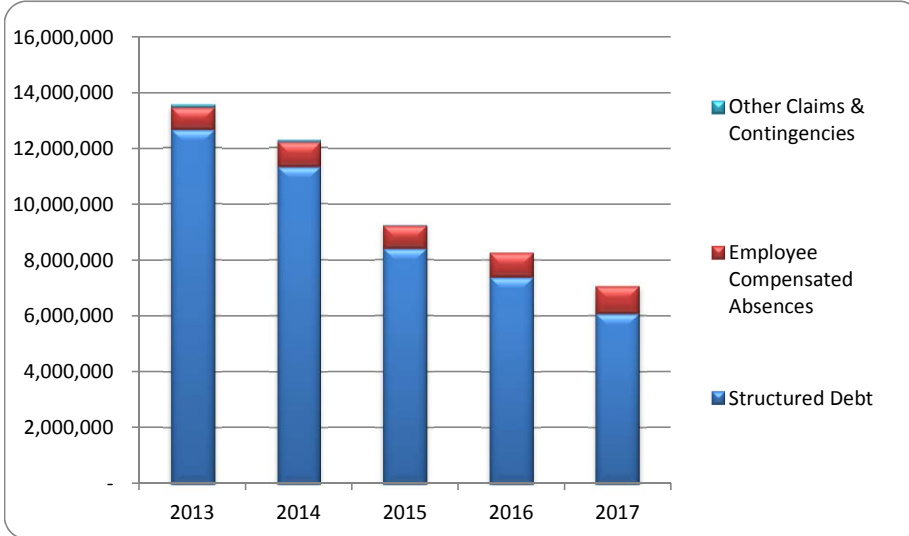
**1. Pension funding status**



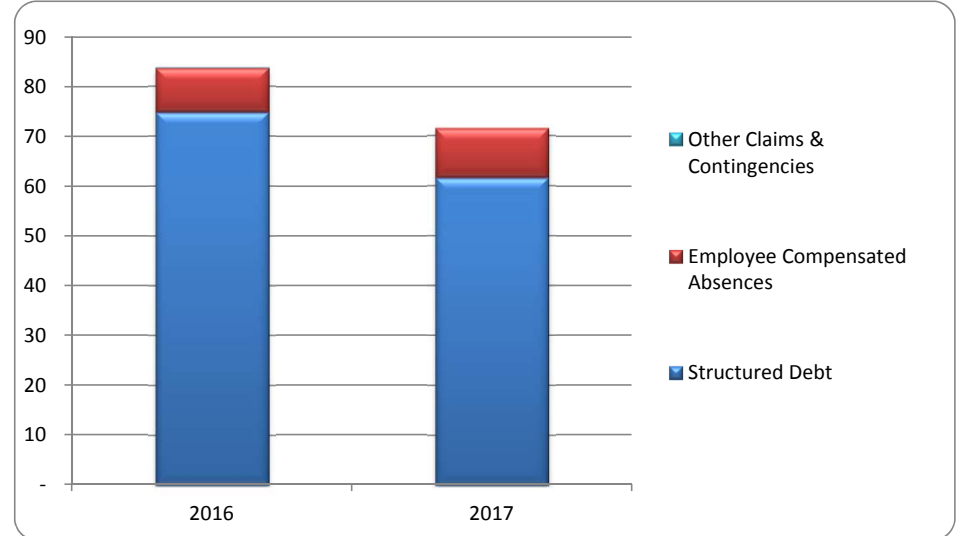
**2. Percent funded - compared to the prior year**



**3. Long Term Debt obligations:**



**4. Debt & other long term obligations per capita - compared to the prior year**



**Commentary:**

For more information on our unit's finances, contact Lenawee County Administrator at (517) 264-4508.