



LENAWEE COUNTY ADMINISTRATOR'S OFFICE  
301 N. Main Street ~ Adrian, MI 49221

Martin D. Marshall, County Administrator  
Telephone: (517) 264-4508  
Fax: (517) 264-4512  
[www.lenawee.mi.us](http://www.lenawee.mi.us)

---

**CRIMINAL JUSTICE COMMITTEE**

*Terry Collins, Chair – John Lapham, Vice Chair  
Karol "KZ" Bolton*

**MEETING LOCATION**

*Committee Room, 2<sup>nd</sup> Floor  
Old Courthouse, 301 N. Main Street, Adrian, MI*

**AGENDA: THURSDAY, MARCH 2, 2017 - 10:00 A.M.**

---

- I. APPROVAL OF MINUTES – FEBRUARY 2, 2017
- II. FINANCE REPORTS
  - Criminal Justice Committee Allocation
  - Jail Building Debt
  - Collections
- III. SHERIFF'S DEPARTMENT REPORT
- IV. PROSECUTING ATTORNEY'S REPORT
- V. PUBLIC DEFENDER'S REPORT
- VI. EMERGENCY MANAGEMENT REPORT
- VII. MEDICAL EXAMINER REPORT
- VIII. UPDATES AND OTHER BUSINESS
- IX. ADJOURNMENT



# Project Income Statement

Life-to-Date Through 03/01/17

Project Number	Project Description	Status		Actual
Project Type <b>CJCA - Criminal Justice Comm. Allocation</b>				
Project Sub Type - 18	Cameras and Equip.	Active	REVENUES	252,925.04
			EXPENSES	169,238.57
			Project Sub Type 18 - Cameras and Equip. Net	\$83,686.47
Project Sub Type - 35	Honor Guard	Active	REVENUES	9,199.42
			EXPENSES	6,899.56
			Project Sub Type 35 - Honor Guard Net	\$2,299.86
Project Sub Type - 39	Chaplain Funds/Religious Literature	Active	REVENUES	17,075.79
			EXPENSES	2,502.05
			Project Sub Type 39 - Chaplain Funds/Religious Literature Net	\$14,573.74
Project Sub Type - 44	Animal Control Reserve	Active	REVENUES	10,000.00
			EXPENSES	.00
			Project Sub Type 44 - Animal Control Reserve Net	\$10,000.00
Project Sub Type - 45	Bullet Proof Vest Reserve	Active	REVENUES	35,648.61
			EXPENSES	31,466.50
			Project Sub Type 45 - Bullet Proof Vest Reserve Net	\$4,182.11
Project Sub Type - 46	Victim Services Unit	Active	REVENUES	12,999.29
			EXPENSES	11,484.03
			Project Sub Type 46 - Victim Services Unit Net	\$1,515.26
Project Sub Type - 50	MDOC Inmate Housing	Active	REVENUES	1,179,616.28
			EXPENSES	900,000.00
			Project Sub Type 50 - MDOC Inmate Housing Net	\$279,616.28
Project Sub Type - 51	Drug Awareness	Active	REVENUES	1,000.00
			EXPENSES	.00
			Project Sub Type 51 - Drug Awareness Net	\$1,000.00
Project Type <b>CJCA - Criminal Justice Comm. Allocation Totals</b>				
			REVENUES	1,518,464.43
			EXPENSES	1,121,590.71
			Project Type <b>CJCA - Criminal Justice Comm. Allocation</b> Net	\$396,873.72

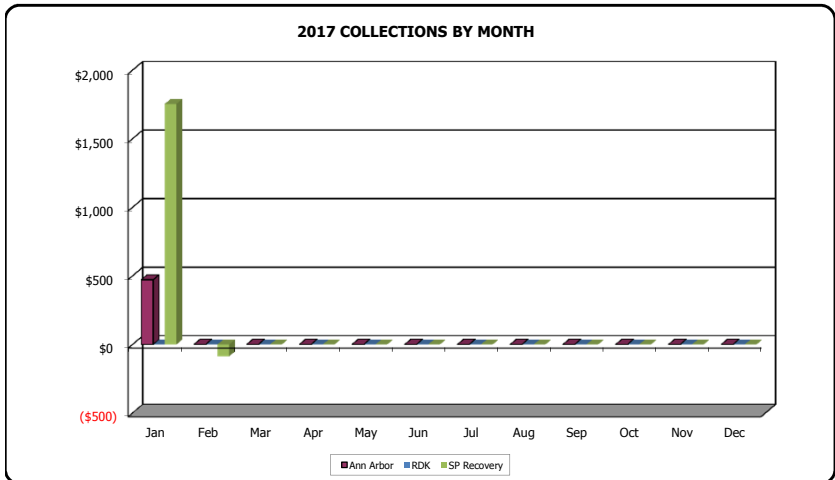
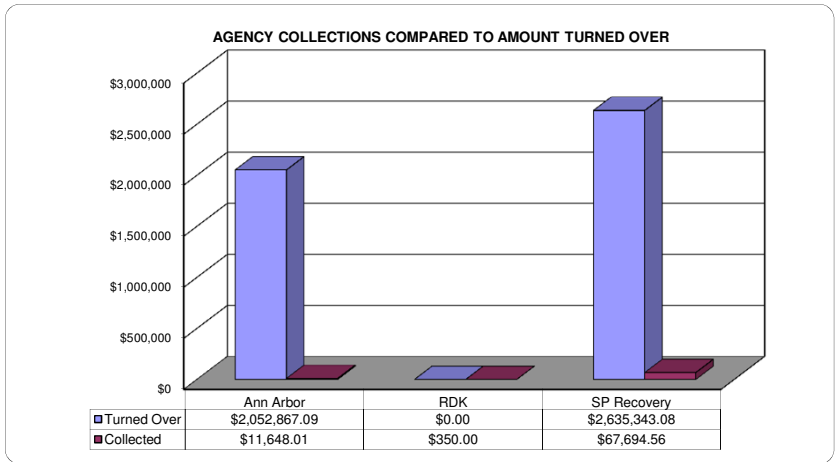
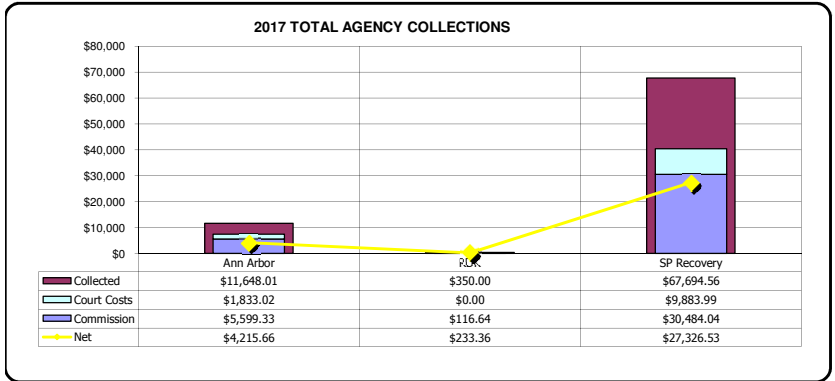
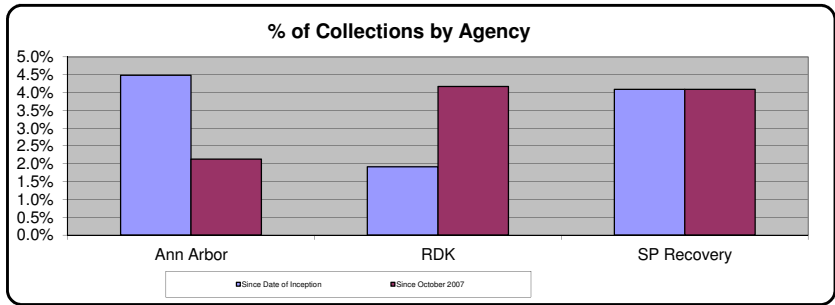
Cash: \$396,873.72

## Fund 366 Jail Building Debt - 3/1/17

Row Labels	Actual Amount
Revenue	
571.100 - Board & Care of Prisoners, MDOC Diverted Felons	5,815.00
571.None - Board & Care of Prisoners, None	8,225.00
629.140 - Public Safety Services, Inmate Room & Board	16,034.04
629.180 - Public Safety Services, Inmate Phone	9,380.94
642.100 - Sales, Jail Commissary	9,787.49
642.110 - Sales, Inmate Phone: Calling Card	1,952.25
665.100 - Interest, Earned on Investment	11.10
667.None - Rent/Lease, None	7,300.20
676.800 - Reimbursements, Collections	194.63
<b>Revenue Total</b>	<b>58,700.65</b>
Expenses	
826.None - Collections, None	4,485.92
827.100 - Bank Charges, Service	192.18
<b>Expenses Total</b>	<b>4,678.10</b>

Total Cash      396,830.11

Agency	Date of Inception	Since Date of Inception			Since October 2007		
		Total Amt. Turned Over	Total Amt. Collected	Collection %	Total Amt. Turned Over	Total Amt. Collected	Collection %
Ann Arbor	Apr-94	24,485,259	1,098,731	4.487%	6,586,858	140,255	2.129%
RDK	Oct-05	3,331,993	63,752	1.91%	1,189,497	49,622	4.17%
SP Recovery	Oct-07	10,649,019	435,208	4.09%	10,649,019	435,208	4.09%



2016	Ann Arbor Turned Over	Ann Arbor Collected	Ann Arbor Commission	Ann Arbor Court Costs	Ann Arbor Net	RDK Turned Over	RDK Collected	RDK Commission	RDK Court Costs	RDK Net	SP Recovery Turned Over	SP Recovery Collected	SP Recovery Commission	SP Recovery Court Costs	SP Recovery Net
Jan		\$ 876.35	\$ 404.85		\$ 471.50					\$ -		\$ 3,094.60	\$ 1,268.89	\$ 71.68	\$ 1,754.03
Feb					-					-				\$ 86.82	\$ (86.82)
Mar					-					\$ -					\$ -
Apr					-					-					\$ -
May					-					-					\$ -
Jun					-					-					-
Jul					-					-					-
Aug					-					-					-
Sep					-					-					-
Oct					-					-					-
Nov					-					-					-
Dec					-					-					-
	<b>\$0.00</b>	<b>\$876.35</b>	<b>\$404.85</b>	<b>\$0.00</b>	<b>\$471.50</b>	<b>\$0.00</b>	<b>\$0.00</b>	<b>\$0.00</b>	<b>\$0.00</b>	<b>\$0.00</b>	<b>\$0.00</b>	<b>\$3,094.60</b>	<b>\$1,268.89</b>	<b>\$158.50</b>	<b>\$1,667.21</b>
% of Collections															

Tax Garnishme  
Tax Garnishme



# Lenawee County Sheriff's Office

## Criminal Justice Committee Report

March 2, 2017

Submitted by Sheriff Jack Welsh



1. The Jail tablet wiring and intake Kiosk have been approved and scheduled per GTL. They have a couple of jobs ahead of ours, however, they should still be able to get started in March and finish up by the end of spring.
2. The body cam charging units are hooked up. Each officer will be assigned a camera at the beginning of their shift and are required to put it back on the charger at the end of their shift. We will start training on March 9 with the vendor. Our Command staff will also be meeting with the vendor that day to talk about policy and procedure, records retention, and administrative issues. Roll out date will hopefully be sometime in April.
3. Lenawee Community Mental Health will be hosting an Addiction Summit on March 28, 2017. The event will be from 8a-4p at the Fairgrounds Ag Building. Lunch will be provided.

### JAIL – MONTH OF FEBRUARY 2017

Admissions - 223

Males - 178

Females - 44

High Count - 187

Low Count - 165

Average Daily Count - 176

### EARLY RELEASES FOR 2017

February Early Releases - 0

Year to Date Early Releases - 0

DATE	TOTAL	MALE	FEMALE	SENTENCED FEMALES	UNSENTENCED FEMALES	SENTENCED MALES	UNSENTENCED MALES	EARLY RELEASES	NOTES
2/1	187	162	25					0	
2/2	173	151	22					0	
2/3	167	146	21					0	
2/4	175	153	22					0	
2/5	169	146	23					0	
2/6	174	151	23					0	
2/7	181	156	25					0	
2/8	178	153	25					0	
2/9	181	153	28					0	*Estimate - No Report
2/10	183	153	30					0	
2/11	181	154	27					0	
2/12	186	158	28					0	
2/13	182	156	26					0	
2/14	172	149	23					0	
2/15	170	150	20					0	
2/16	173	151	22					0	
2/17	175	156	19					0	
2/18	175	155	20					0	
2/19	175	156	19					0	*Estimate - No Report
2/20	176	159	17					0	*Estimate - No Report
2/21	176	160	16					0	
2/22	171	153	18					0	
2/23	174	153	21					0	
2/24	165	145	20					0	
2/25	170	150	20					0	
2/26	177	154	23					0	
2/27	177	153	24					0	
2/28	174	149	25					0	
								0	
								0	
								0	

4,917

Average Daily Population

176

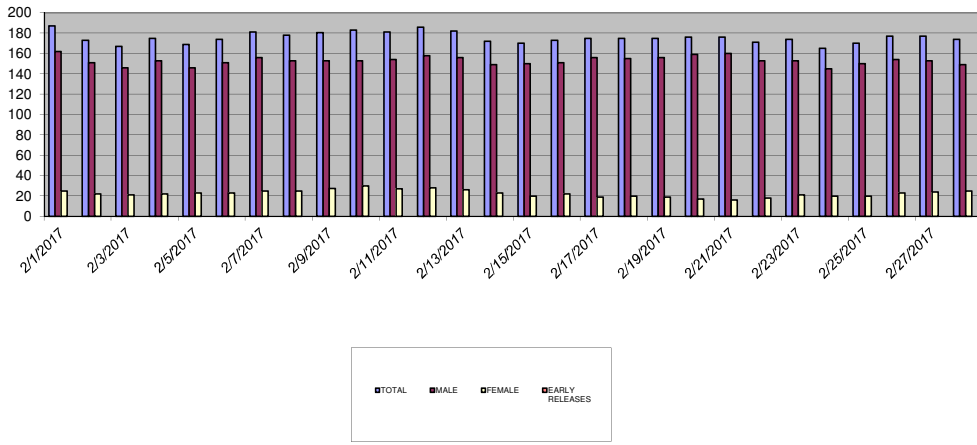
Early Releases

0

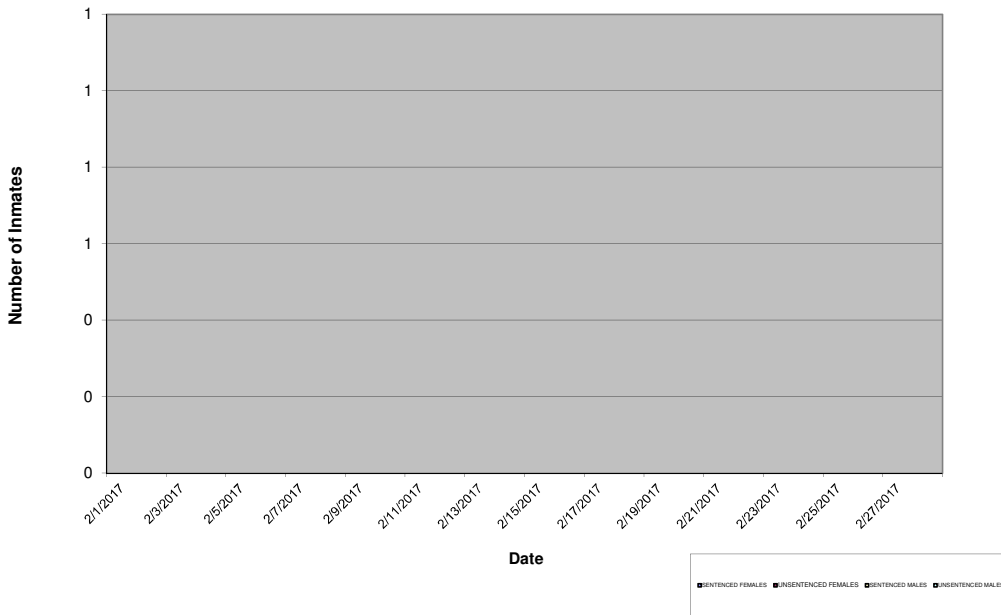
High 187  
Low 165

Feb-17

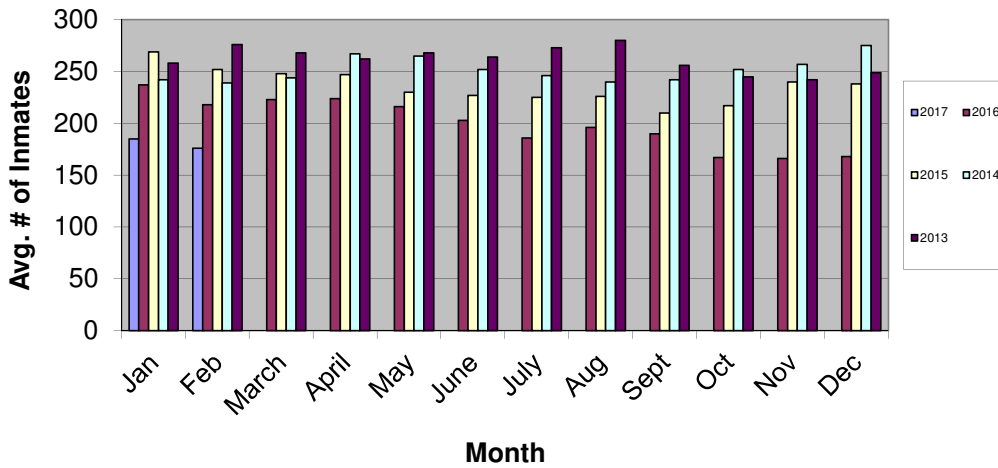
### LCJ Population Totals By Gender



### LCJ Population by Sentenced/Unsentenced



### Yearly Jail Population By Month





### Five Year Population Comparison

	<b>2017</b>	<b>2016</b>	<b>2015</b>	<b>2014</b>	<b>2013</b>
<b>Jan</b>	185	237	269	242	258
<b>Feb</b>	176	218	252	239	276
<b>March</b>		223	248	244	268
<b>April</b>		224	247	267	262
<b>May</b>		216	230	265	268
<b>June</b>		203	227	252	264
<b>July</b>		186	225	246	273
<b>Aug</b>		196	226	240	280
<b>Sept</b>		190	210	242	256
<b>Oct</b>		167	217	252	245
<b>Nov</b>		166	240	257	242
<b>Dec</b>		168	238	275	249
<b>Totals</b>	361	2394	2829	3021	3141

Lenawee County Jail  
Yearly Population Report

<b>MONTH</b>	<b>AVERAGE TOTAL POPULATION</b>	<b>EARLY RELEASES</b>
January	185	0
February	176	0
March		0
April		0
May		0
June		0
July		0
August		0
September		0
October		0
November		0
December		0
<b>AVERAGE YEARLY TOTAL</b>	181	
<b>YEAR-TO-DATE EARLY RELEASES</b>		0



# Criminal Justice Report

## February 2017

---

**To:** Criminal Justice Committee

**Date:** March 1, 2017

---

**Approved By:** R. Burke Castleberry, Jr., Prosecuting Attorney

### Criminal Cases

Adult Warrant Requests	Juvenile Petition Requests	Felonies Authorized	Misdemeanors Authorized	Juvenile Petitions Authorized
188	9	27	61	6

Reports attached.

### Victim's Rights

Felony Cases	Misdemeanor Cases	Juvenile Cases	Percentage of Victims Exercising Rights	Compensation Claims
36	13	4	55%	0

Reports attached.

### Other Activity *(new cases)*

PPO Violations	Abuse/Neglect Matters	Special Prosecutor Assignments	Appeals	Driver License Restorations
1	5	0	16	1

Civil Infractions	Forfeitures	Welfare Fraud – Review	Welfare Fraud – Prosecution
15	0	2	0

**Extraditions/Inter-State Agreement Detainers/Prison Cases**

Jail Extraditions	Prison Extraditions	IAD's	Prison Cases
1	1	0	3

**Economic Crimes Unit**

Open/Pending Cases in Diversion	Completed Diversion	Merchant Fees/Restitution Collected	Diversion Fees Collected
76	21	\$13,561.51	4,097.50

## WARRANTS REQUESTED by AGENCY

LENAWEE County

Adult 3.0

02/01/2017 - 02/28/2017

Run Date: 03/01/2017

Agency	Name	Warrants		Total	Percentage	
		Fel.	Misd.			
00M14	MICHIGAN STATE POLICE POST 14	19	29	48	25.53	%
46APD	ADRIAN POLICE DEPARTMENT	26	23	49	26.06	%
46BPD	BLISSFIELD VILLAGE POLICE DEPT	1	5	6	3.19	%
46CBD	CAMBRIDGE TWP. POLICE DEPT.	1	0	1	0.53	%
46CTPD	COLUMBIA TOWNSHIP POLICE DEPA	1	1	2	1.06	%
46CVPD	CLINTON VILLAGE POLICE DEPT.	1	0	1	0.53	%
46DNR	LENAWEE DEPT. OF NATURAL RESOU	1	0	1	0.53	%
46HPD	HUDSON POLICE DEPARTMENT	1	1	2	1.06	%
46LCSD	LENAWEE COUNTY SHERIFF DEPT.	13	43	56	29.79	%
46MPD	MORENCI POLICE DEPARTMENT	1	1	2	1.06	%
46MT	MADISON TWP. POLICE DEPT.	1	6	7	3.72	%
46RHIN	RHINO	2	0	2	1.06	%
46RTPS	RAISIN TOWNSHIP POLICE DEPT	1	3	4	2.13	%
46TPD	TECUMSEH POLICE DEPARTMENT	3	4	7	3.72	%
<b>Grand Total:</b>		<b>72</b>	<b>116</b>	<b>188</b>	<b>100.00</b>	<b>%</b>

Report Criteria: A Case Request Date within the input date range, Case Class equals ["M", "F", "H"] and the Case Agency cannot be blank.



**Program Report**  
Crime Victim Rights Grant; Lenawee County Prosecuting Attorney

**Instructions:** The Program Report is due in the Crime Victims Services Commission no later than 30 days following the end of the report period. Failure to submit this report by the due date will cause the Crime Victim Services Commission to withhold the release of funds.

<b>Grantee</b> Lenawee County Prosecuting Attorney	<b>Control Number</b>	<b>Project Title</b> Crime Victims Rights Grant
<b>Project Period</b>	<b>Reporting Period</b> 02/01/2017 - 02/28/2017	<b>Date Due</b> 30 days from end of Reporting Period
<b>Project Director</b>	<b>Title</b>	<b>Telephone</b>

**PROGRAM INFORMATION**

Provide the number of new cases (warrants authorized) during this reporting period in which a victim is eligible to exercise Crime Victim Rights.

<b>Felony</b>	36
<b>Juvenile</b>	4
<b>Misdemeanor</b>	13
<b>Total</b>	53

Provide the percentage of cases in which crime victims chose to exercise Crime Victim Rights during this reporting period.	55 %
--	------

Provide the number of injured victims personally assisted with Crime Victims Compensation claims during this reporting period.	0
--	---

**Note: This item is required for the April to June reporting period only.**  
Without using personal names (or other information which may compromise a victim's right of personal privacy), please give a short synopsis of a recent case explaining how the provision of rights to a specific crime victim was accomplished. Describe if services for the victim provided a significant benefit to the outcome of the case, or to the satisfaction with the disposition, or to the victim's recovery from the crime. Please explain how this occurred.

By authority of PA 196 of 1989, completion of this form is mandatory to receive funding. This form must be submitted in accordance with grant terms and conditions.

Submission: Submit this report 30 days after the end of each quarter to the Crime Victim Services Commission at <https://sigma2web.mdch.state.mi.us/sigma2/Login2.aspx?APPTHEME=MICVSC>



# Economic Crimes Unit

R. Burke Castleberry, Jr., *Prosecuting Attorney*  
425 N. Main St., Adrian, MI 49221  
Robert D. Kellogg, *Detective* PH: 517-264-4642  
Robert W. Wendt, *Investigator* PH: 517-264-4638 | F 517-265-9314  
ecu@lenawee.mi.us

## MONTHLY ECONOMIC CRIME REPORT FOR FEBRUARY 2017

Case Types	New Cases for the Month	Pending Cases for the Month	Closed Cases for the Month
Retail Fraud	0	4	2
Rental	2	20	4
Bad Check	8	38	12
DHS	1	11	0
Other	1	3	3
EFT	0	0	0
<b>Total</b>	<b>12</b>	<b>76</b>	<b>21</b>

Type of Fee	Monthly Amount
Diversion Fee:	4,097.50
Merchant Fee:	13,561.51
<b>Total</b>	<b>17,659.01</b>

**Lenawee County Public Defender's Office**

113 W. Front St. (Lower Level) Adrian, MI 49221

Fax: (517) 264-5357

**John T. Glaser**

County Public Defender

[John.Glaser@Lenawee.mi.us](mailto:John.Glaser@Lenawee.mi.us)

Telephone: (517) 264-5352



**Dawn R. VanDusen**

Deputy Public Defender

[Dawn.VanDusen@Lenawee.mi.us](mailto:Dawn.VanDusen@Lenawee.mi.us)

Telephone: (517) 264-5352

**Michael Dagher-Margosian**

Senior Public Defender

[Michael.Dagher-Margosian@Lenawee.mi.us](mailto:Michael.Dagher-Margosian@Lenawee.mi.us)

Telephone: (517) 264-5353

**Rhonda Underwood**

Assistant Public Defender

[Rhonda.Underwood@Lenawee.mi.us](mailto:Rhonda.Underwood@Lenawee.mi.us)

Telephone: (517) 264-5353

March 2, 2016

Submitted by John Glaser

NEW FELONY FILES- does not include vop, extradition, ppo violations, etc.

JANUARY	56	Closed	33
FEBRUARY	64	Closed	39

NEW MISDEMEANOR FILES- includes vop

JANUARY	79	Closed	54
FEBRUARY	48	Closed	50

TOTAL FILES OPEN FOR THE ENTIRE OFFICE 814

TWO HOMICIDES STILL OPEN

-PD office has an intern until May 2017.

-Compliance plan is being developed to send to the state before the deadline.



# Lenawee County Office of Emergency Management

## Summary Report of Activities

March 3, 2017

- Vacation from 2/1 – 2/13
- Contacted the MDEQ Dam safety division to discuss the lack of remediation activity on the deteriorating conditions of some of the county dams on 2/14
- Reviewed and filed SARA Title II reports submitted to my office on 3/14. Thirty-six have been submitted so far since January 1<sup>st</sup>.
- Participated in a conference call with DHS on 2/15
- Confirmed attendance registration numbers with the University of Findley on 2/15 for the railcar response training program for our first responders which is scheduled for Saturday, March 4<sup>th</sup>
- Finalized plans on 2/15 for the annual Sky Warn severe weather training class which will be hold on May 4<sup>th</sup> at 7:00 PM in Jones Hall on the campus of Adrian College. The program will be conducted by the National Weather Service.
- Attended the quarterly Regional Emergency Managers meeting and the monthly homeland security board meetings in Charlotte on 2/16
- Performed a walk-thru of the conference rooms at the HSB on 2/17 to consider options for upgrades to the facilities
- Participated in an exercise planning meeting on 2/21 for the volunteer organizations active in disaster operations which will take place on 2/23
- Attended a county management team meeting on 2/22
- Created a press release for this year's Sky Warn severe weather program on 2/22
- Finalized details between the instructors from the university of Findley and Host agency, Adrian Township fire Department for the Railcar response program on 2/22
- Medical leave from 2/23 through 3/3

Reimbursements; none this month

Lenawee County  
Office of the Medical Examiner

*February 2017:  
Medical Examiner's Report*

Total Cases, Year to Date:	<u>25</u>	Case Total for:	2015	<u>191</u>
Total Autopsies, Year to Date:	<u>10</u>		2016	<u>192</u>

Monthly Comparison (Total Cases):

January 2016:	<u>11</u>	Jan. 2016:	<u>12</u>
Feb. 2016:	<u>13</u>	Feb. 2016:	<u>13</u>

Total Cases, Month:	<u>13</u>	Total Autopsies:	<u>3</u>
Natural:	<u>10</u>	Total Toxicology:	<u>3</u>
Accident:	<u>1</u>		
Suicide:	<u>0</u>	Total Male:	<u>8</u>
Homicide:	<u>0</u>	Total Female:	<u>5</u>
Pending:	<u>2</u>		

Total Pediatric Deaths:		Age and Means of Death:	
0 - 10:	<u>0</u>	*	
11 - 18:	<u>0</u>	*	

Total Adult Deaths:	<u>13</u>		
Age: 19 - 30:	<u>1</u>	51 - 60:	<u>2</u>
31 - 40:	<u>2</u>	61 - 70:	<u>4</u>
41 - 50:	<u>1</u>	71 & up:	<u>3</u>

Total M.E. Deaths at Home:	<u>9</u>
Total M.E. Deaths at Health Care Facility:	<u>2</u>
Total M.E. Deaths at Scene:	<u>2</u>
Total M.E. Deaths Jail/Prison:	<u>0</u>

Accidental Death Summary:

Vehicle:	<u>1</u>	Firearm:	<u>0</u>
Instrument:	<u>0</u>	Poison:	<u>0</u>
Fire/Burn:	<u>0</u>	Asphyxia:	<u>0</u>
Drowning:	<u>0</u>	Fall:	<u>0</u>
Other:	<u>0</u>		

Health Care Facility Summary:

Natural:	<u>2</u>
Accident:	<u>0</u>
Pending:	<u>0</u>

Trauma Related Deaths:	<u>1</u>
Trauma YTD:	<u>2</u>

Main Law Enforcement Agency at Scene:

LCSD:	<u>5</u>
APD:	<u>2</u>
TPD:	<u>0</u>
MSP:	<u>0</u>
CPD:	<u>1</u>
Columbia:	<u>1</u>
MTPD:	<u>2</u>
Care Facility:	<u>2</u> (No Law Enforcement)

Prepared By: Sarah Palmani

Date: February 28, 2017